

Adding ParentPay to your Phones

Adding the ParentPay icon to any phone is quick and simple.

The ParentPay site is device responsive which means it can be opened on any phone, tablet device and computer and sit perfectly within the screen allowing full functionality.

Please ask your parents to follow these instructions and this will give them a quick link into their ParentPay site allowing them to pay and book meals if appropriate.

iPhone Instructions

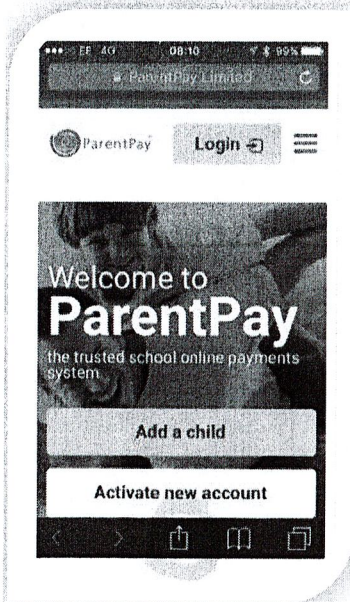
Step 1 - Navigate to www.parentpay.com using Safari and select the 'Share' icon on the bottom navigation bar (square with upward arrow).

Step 2 - Scroll across the options to the right, until you get the 'Add to Home Screen' option and click it.


Step 3 - Choose 'Add' in the top right corner (the default information will already be correct).

Step 4 - This will create a shortcut icon on your iPhone home screen.


Step 1



Step 2



Step 3



Step 4

